


Surgical Pathology Of The Head And Neck Volume 1: Diseases Of The Oral Cavity And Maxillofacial Region 2nd Edition

Surgical Pathology Of The Head And Neck Volume 1: Diseases Of The Oral Cavity And Maxillofacial Region 2nd Edition is a comprehensive reference on the surgical pathology of the head and neck. It is written by a team of experienced pathologists and provides a detailed overview of the pathology of the oral cavity, maxillofacial region, and salivary glands.



Surgical Pathology of the Head and Neck: Volume 2

by S.L. Scott

★★★★☆ 4.4 out of 5

Language : English

File size : 63063 KB

Screen Reader : Supported

Print length : 1800 pages



The book is divided into four sections. The first section covers the general principles of surgical pathology, including specimen handling, fixation, and staining. The second section covers the pathology of the oral cavity, including the lips, tongue, floor of mouth, hard palate, and soft palate. The third section covers the pathology of the maxillofacial region, including the skin, soft tissue, bone, and cartilage. The fourth section covers the pathology of the salivary glands.

Each section is divided into chapters that cover specific diseases. The chapters provide a detailed overview of the clinical presentation, pathology, differential diagnosis, and treatment of each disease. The book is well-illustrated with high-quality photomicrographs and diagrams.

Key Features

- * Comprehensive coverage of the surgical pathology of the head and neck
- * Written by a team of experienced pathologists
- * Detailed overview of the pathology of the oral cavity, maxillofacial region, and salivary glands
- * Well-illustrated with high-quality photomicrographs and diagrams
- * Essential reading for pathologists, otolaryngologists, and head and neck surgeons

Surgical Pathology Of The Head And Neck Volume 1: Diseases Of The Oral Cavity And Maxillofacial Region 2nd Edition is a valuable resource for pathologists, otolaryngologists, and head and neck surgeons. It provides a comprehensive overview of the surgical pathology of the head and neck and is an essential reading for anyone who deals with this area of medicine.

Image Alt Tags


- * Surgical Pathology Of The Head And Neck Volume 1: Diseases Of The Oral Cavity And Maxillofacial Region 2nd Edition book cover *
- Photomicrograph of squamous cell carcinoma of the oral cavity *
- Photomicrograph of adenoid cystic carcinoma of the salivary gland *
- Diagram of the anatomy of the head and neck

Surgical Pathology of the Head and Neck: Volume 2


by S.L. Scott

★★★★☆ 4.4 out of 5

Language : English



File size : 63063 KB
Screen Reader : Supported
Print length : 1800 pages



Your Mental Health and Wellness in the Post-Pandemic Era: A Comprehensive Guide to Thriving in the New Normal

The COVID-19 pandemic has left an undeniable mark on our collective mental health. The unprecedented stress, isolation, and uncertainty of the past few...



The Music of Hope, Dreams, and Happy Endings: Five-Finger Piano for the Soul

In the realm of beautiful music, there exists a captivating style that transcends the boundaries of technical brilliance and speaks directly to the human spirit. Five-finger...