


String Instruments: Purchasing, Maintenance, Troubleshooting, and More

String instruments are a beautiful and expressive family of instruments that have been used for centuries to create music. They come in a variety of shapes and sizes, from the small violin to the large double bass, and each has its own unique sound and playing style.

If you're thinking about purchasing a string instrument, there are a few things you should keep in mind. First, you need to decide what type of instrument you want to play. There are four main types of string instruments: violin, viola, cello, and double bass. Each instrument has its own unique sound and playing style, so it's important to choose one that's right for you.



String Instruments: Purchasing, Maintenance, Troubleshooting and More by Larry McCabe

★★★★☆ 4.6 out of 5

Language : English

File size : 3519 KB

Print length : 72 pages

Screen Reader : Supported



Once you've decided on the type of instrument you want to play, you need to find a good 楽器店. It's important to do your research and find a shop that has a good reputation and knowledgeable staff. The staff at the shop

should be able to help you choose the right instrument for your needs and budget.

When you're purchasing a string instrument, it's important to inspect it carefully before you buy it. Look for any cracks, dents, or other damage. The instrument should also be properly strung and tuned. If you're not sure how to do this, you can ask the staff at the shop for help.

Once you've purchased your string instrument, you need to take care of it properly. This includes cleaning it regularly, restringing it as needed, and storing it in a safe place. You should also have your instrument inspected and adjusted by a qualified technician on a regular basis.

If you're having trouble playing your string instrument, there are a few things you can do. First, make sure that your instrument is properly tuned. You can also try adjusting your playing technique. If you're still having trouble, you may need to have your instrument inspected by a qualified technician.


String instruments are a beautiful and rewarding way to make music. With proper care and maintenance, your instrument will last for many years.

Here are some additional tips for purchasing, maintaining, and troubleshooting string instruments:

- When purchasing a string instrument, it's important to consider your budget, playing level, and musical goals.
- Be sure to inspect the instrument carefully before you buy it. Look for any cracks, dents, or other damage.
- Store your instrument in a safe place away from extreme heat or cold.

- Clean your instrument regularly with a soft cloth.
- Restring your instrument as needed. The frequency will vary depending on how often you play.
- Have your instrument inspected and adjusted by a qualified technician on a regular basis.
- If you're having trouble playing your instrument, try adjusting your playing technique. You may also need to have your instrument inspected by a qualified technician.

With proper care and maintenance, your string instrument will last for many years and bring you years of enjoyment.



String Instruments: Purchasing, Maintenance, Troubleshooting and More by Larry McCabe

★ ★ ★ ★ ☆ 4.6 out of 5


Language : English

File size : 3519 KB

Print length : 72 pages

Screen Reader: Supported





Your Mental Health and Wellness in the Post-Pandemic Era: A Comprehensive Guide to Thriving in the New Normal

The COVID-19 pandemic has left an undeniable mark on our collective mental health. The unprecedented stress, isolation, and uncertainty of the past few...



The Music of Hope, Dreams, and Happy Endings: Five-Finger Piano for the Soul

In the realm of beautiful music, there exists a captivating style that transcends the boundaries of technical brilliance and speaks directly to the human spirit. Five-finger...