


Mac Studio User Guide: A Comprehensive Guide to Apple's Powerful Desktop Computer



MAC STUDIO USER GUIDE: A Complete Step by Step Manual with Tips and Tricks for Seniors and Beginners on How to Set up and Master the New Apple Mac Studio with M1 Max, M1 Ultra and macOS Monterey by Asim Hussain

★★★★☆ 4 out of 5

Language : English
File size : 3697 KB
Text-to-Speech : Enabled
Screen Reader : Supported
Enhanced typesetting : Enabled
Print length : 102 pages
Lending : Enabled



The Mac Studio is Apple's latest entry in the desktop computer market. It's a compact yet powerful machine that packs a punch with its M1 Ultra or M1 Max chip, making it an ideal choice for creative professionals, video editors, and anyone who demands high-performance computing. This user guide will take you through everything you need to know about the Mac Studio, from setup to troubleshooting, ensuring you get the most out of your new device.

Setup

1. Unbox your Mac Studio and remove all packaging materials.
2. Connect the power cable and turn on the Mac Studio.

3. Follow the on-screen instructions to set up your Mac Studio.
4. Connect your peripherals, such as your monitor, keyboard, and mouse.
5. Install any necessary software or updates.



Features

The Mac Studio is packed with an impressive array of features, including:

- M1 Ultra or M1 Max chip with incredible performance
- Up to 128GB of unified memory for seamless multitasking

- Up to 8TB of SSD storage for lightning-fast data access
- Wide range of ports, including Thunderbolt 4, USB-C, HDMI, and Ethernet
- Advanced thermal design for quiet and efficient operation
- Compact and sleek design that fits seamlessly into any workspace



The Mac Studio offers a wide range of ports and features. (Apple)

Performance

The Mac Studio is an absolute powerhouse when it comes to performance. The M1 Ultra and M1 Max chips deliver blazing-fast speeds, making it

capable of handling even the most demanding tasks with ease. Here are some benchmarks to give you an idea of its performance:

- Geekbench 5: Single-core score of 1755, Multi-core score of 24251
- Cinebench R23: Single-core score of 1529, Multi-core score of 23885
- DaVinci Resolve Studio: 8K video editing with multiple effects applied in real-time

Troubleshooting

While the Mac Studio is a reliable machine, there may be times when you encounter issues. Here are some common troubleshooting tips:

- If your Mac Studio won't turn on, check the power cable and make sure it's securely connected.
- If you're experiencing sluggish performance, try restarting your Mac Studio or closing any unnecessary apps.
- If you have issues with your display, try connecting to a different monitor or adjusting the display settings.
- If you're having trouble with a specific app, try updating the app or contacting the developer for support.
- If you're still experiencing problems, you can contact Apple Support for assistance.

Tips and Tricks


Here are a few tips and tricks to help you get the most out of your Mac Studio:

Use Activity Monitor to monitor performance. You can use Activity Monitor to track the performance of your Mac Studio and identify any processes that may be causing issues.

Be careful when using third-party software. While there are many great third-party apps available for the Mac, it's important to be selective and only install apps from reputable sources.

- Use external storage to expand your storage capacity.
- Connect multiple monitors to extend your workspace.
- Use the Mac Studio as a portable workstation by connecting it to a portable monitor.
- Customize your Mac Studio with accessories to enhance your workflow.

The Mac Studio is a powerful and versatile desktop computer that's perfect for creative professionals, video editors, and anyone who demands high-performance computing. By following the tips and tricks outlined in this guide, you can unlock the full potential of your Mac Studio and enjoy years of reliable and productive computing.




MAC STUDIO USER GUIDE: A Complete Step by Step Manual with Tips and Tricks for Seniors and Beginners on How to Set up and Master the New Apple Mac Studio with M1 Max, M1 Ultra and macOS Monterey by Asim Hussain

★★★★☆ 4 out of 5

Language : English
File size : 3697 KB
Text-to-Speech : Enabled
Screen Reader : Supported
Enhanced typesetting : Enabled

Print length : 102 pages
Lending : Enabled



Your Mental Health and Wellness in the Post-Pandemic Era: A Comprehensive Guide to Thriving in the New Normal

The COVID-19 pandemic has left an undeniable mark on our collective mental health. The unprecedented stress, isolation, and uncertainty of the past few...



The Music of Hope, Dreams, and Happy Endings: Five-Finger Piano for the Soul

In the realm of beautiful music, there exists a captivating style that transcends the boundaries of technical brilliance and speaks directly to the human spirit. Five-finger...