


Amigurumi World: Seriously Cute Crochet That Will Melt Your Heart

Step into the enchanting realm of amigurumi, where the art of crochet takes on a magical twist. Amigurumi, a Japanese term meaning "crocheted stuffed toy," captivates hearts with its irresistibly cute and cuddly creations. These charming creations, ranging from adorable animals to whimsical characters, bring a touch of whimsy and joy to homes around the globe.



Amigurumi World: Seriously Cute Crochet

by Ana Paula Rimoli

★★★★☆ 4.7 out of 5

Language : English

File size : 5012 KB

Text-to-Speech : Enabled

Screen Reader : Supported

Enhanced typesetting : Enabled

Print length : 80 pages



The Origins of Amigurumi

Like many enchanting art forms, amigurumi traces its roots back to ancient times. The earliest known crocheted toys, known as "dolls," emerged in South America during the Incan civilization. These dolls, crafted from alpaca or llama wool, often depicted animals, deities, or human figures.

In Japan, the concept of amigurumi blossomed in the early 20th century. Inspired by traditional Japanese folk toys, such as kokeshi dolls, crocheters

began to create small, simple figures. These early amigurumi toys were often made using basic stitches and minimal embellishments.

The Evolution of Amigurumi

Over the decades, amigurumi has undergone a remarkable evolution. The use of new materials, such as acrylic yarn and polyester stuffing, expanded the range of colors, textures, and possibilities. Crocheters experimented with different stitches, patterns, and techniques, giving rise to an astounding diversity of amigurumi designs.

The rise of social media and online communities has played a pivotal role in the growth of amigurumi. Platforms like Pinterest and Instagram have become vibrant hubs for crocheters to share their creations, inspire one another, and showcase their skills. Amigurumi workshops, tutorials, and patterns have proliferated online, making the art form accessible to crafters of all levels.

The Unique Charm of Amigurumi

What sets amigurumi apart from other crochet creations is its unparalleled cuteness factor. The combination of soft, cuddly textures, endearing expressions, and miniature sizes creates an irresistible appeal that captures the hearts of children and adults alike.

Amigurumi pieces exude a sense of whimsy and playfulness. They often embody popular characters from books, movies, and video games, bringing beloved fictional worlds to life. The ability to customize amigurumi designs allows crocheters to create unique and personal creations that reflect their own imagination.

The Therapeutic Benefits of Amigurumi

Beyond their aesthetic appeal, amigurumi offers therapeutic benefits for both crocheters and recipients. The repetitive nature of crocheting can be calming and meditative, reducing stress and promoting relaxation. The act of creating something tangible and adorable can boost self-esteem and provide a sense of accomplishment.

Receiving an amigurumi can evoke a sense of comfort and joy. These cuddly companions offer companionship, especially for those who may feel lonely or isolated. Amigurumi toys can also be used as educational tools, helping children develop fine motor skills, creativity, and imaginative play.

How to Get Started with Amigurumi

Embarking on your amigurumi journey is surprisingly accessible. With a few basic materials and a beginner-friendly pattern, you can create your first adorable crochet creature in no time.


Materials you'll need:

- Yarn (acrylic or cotton recommended for beginners)
- Crochet hook (size recommended in pattern)
- Stuffing (polyester fiberfill)
- Yarn needle
- Scissors

Getting started:

1. Choose a beginner-friendly amigurumi pattern that provides clear instructions and step-by-step photographs.
2. Gather your materials and find a comfortable workspace with good lighting.
3. Follow the pattern carefully, working row by row and paying attention to stitch counts.
4. Once you've crocheted all the pieces, sew them together using a yarn needle.
5. Stuff the amigurumi firmly but gently, shaping it as you go.
6. Embroider or sew on facial features and any other details to bring your creation to life.

With patience, practice, and a touch of imagination, you'll soon be creating your own adorable amigurumi collection. Whether you're a seasoned crocheter or just starting out, the world of amigurumi offers endless opportunities for creativity, joy, and heartwarming companionship.



Amigurumi World: Seriously Cute Crochet

by Ana Paula Rimoli

★★★★☆ 4.7 out of 5

Language : English

File size : 5012 KB

Text-to-Speech : Enabled

Screen Reader : Supported


Enhanced typesetting : Enabled

Print length : 80 pages

FREE

DOWNLOAD E-BOOK





Your Mental Health and Wellness in the Post-Pandemic Era: A Comprehensive Guide to Thriving in the New Normal

The COVID-19 pandemic has left an undeniable mark on our collective mental health. The unprecedented stress, isolation, and uncertainty of the past few...



The Music of Hope, Dreams, and Happy Endings: Five-Finger Piano for the Soul

In the realm of beautiful music, there exists a captivating style that transcends the boundaries of technical brilliance and speaks directly to the human spirit. Five-finger...